



BOURDON
The Original by Baumer

EN-
837-3



Main Features

- Low pressure measurements
- Class 1.6 according to EN 837-3
- For clean and non corrosive gases

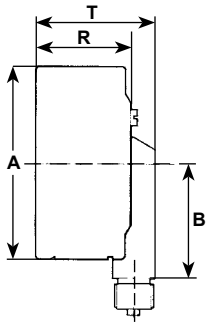
Applications

- Laboratory & Medical
- Machinery

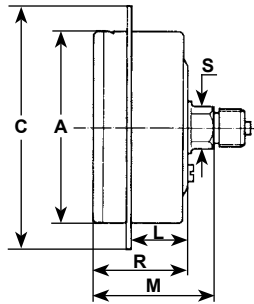
Technical Data

Nominal size	MTA2 : 50 mm MTA3 : 63 mm
Measurement ranges	0 ... 60 to 0 ... 600 mbar and corresponding vacuum and compound pressure ranges
Pressure limitation	Steady : 75% of full scale value Fluctuating : 65% of full scale value Short time : 100% of full scale value
Accuracy	Class 1.6 (according EN837-3)
Protection rating (EN 60529)	IP 44 (Type B-F-G) IP 33 (Type D)
Process connection	Brass
Capsule	Bronze / Brass
Case	Stainless steel 1.4301 (AISI 304)
Bezel ring	Stainless steel 1.4301 (AISI 304) (type G)
Movement	Brass
Window	Polycarbonate, snap-fitted into the case
Dial	Aluminium, white
Pointer	Aluminium, black
Temperature	Ambient: -20...60°C Medium: -20...60°C Storage: -40...70°C
Thermal drift	± 0.4 % F.S. / 10 K (reference 20°C)
Zero adjustment	± 10 % of full scale value Adjustment screw accessible on the front side after removing of the window or the rubber plug in the window (type G)

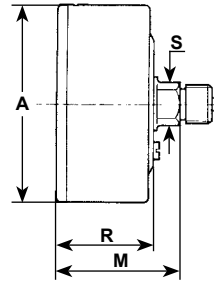
Dimensions - Types of mounting



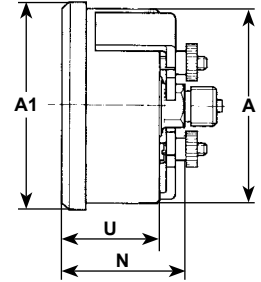
Type D



Type B



Type F



Type G

Ø mm	A	A1	B	C	L	M	N	R	T	S	U	Weight (kg)
NS 50	51	55.6	31.5	68	18.5	38	39.5	29.5	37.5	14	31	0.130
NS 63	63	67.6	37.6	81	18.5	39	39.5	30.5	38.5	14	31	0.160

Pressure ranges

Code	mbar		
N53	-60	...	0
N54	-100	...	0
N55	-160	...	0
N56	-250	...	0
N57	-400	...	0
N58	-600	...	0
N07	0	...	60
N08	0	...	100
N09	0	...	160
N10	0	...	250
N11	0	...	400
N12	0	...	600
N64	-25	...	40
N65	-40	...	60
N66	-60	...	100
N67	-100	...	160
N68	-160	...	250
N69	-250	...	400

Code	mmH ₂ O		
R53	-600	...	0
R54	-1000	...	0
R55	-1600	...	0
R56	-2500	...	0
R57	-4000	...	0
R58	-6000	...	0
R07	0	...	600
R08	0	...	1000
R09	0	...	1600
R10	0	...	2500
R11	0	...	4000
R12	0	...	6000
R64	-250	...	400
R65	-400	...	600
R66	-600	...	1000
R67	-1000	...	1600
R68	-1600	...	2500
R69	-2500	...	4000

Code	inH ₂ O		
Z53	-25	...	0
Z54	-40	...	0
Z55	-60	...	0
Z56	-100	...	0
Z57	-160	...	0
Z58	-250	...	0
Z07	0	...	25
Z08	0	...	40
Z09	0	...	60
Z10	0	...	100
Z11	0	...	160
Z12	0	...	250
Z64	-10	...	16
Z65	-16	...	25
Z66	-25	...	40
Z67	-40	...	60
Z68	-60	...	100
Z69	-100	...	160

Ordering details MTA2 - MTA3

	MTA		-			.	xxx
Model	MTA						
Capsule pressure gauge							
Nominal size							
50 mm						2	
63 mm						3	
							-
Type of mounting							
Back connection, front flange, 3 mounting holes							B
Bottom connection							D
Back connection							F
Back connection with clamp							G
Process connection							
G 1/4							2
1/4 NPT							5
Liquid filling							
Dry							0
							.
Unit of measurement / Pressure ranges ⁽¹⁾							
mbar							Nxx
mmH ₂ O							Rxx
inH ₂ O							Zxx

⁽¹⁾ Available standard pressures ranges, see tables on page 2. For ranges not listed, please contact Baumer.

Ordering example

